Beginner Train Tracks

12 small puzzles: three 4×4 boards and nine 5×5 boards

Large clues, two puzzles per page, with answers at the back.

The rules

Draw one unbroken track from the entry arrow to the exit arrow. It never branches, crosses itself or makes a loop.

Each number counts the squares of track in that row or column. A straight and a corner each count as one square.

Pieces on gray squares are fixed. Keep them in your track. Every puzzle has exactly one answer.

How to start

Use pencil. Cross out squares you know stay empty. Check full rows and columns, fill lines with no spare squares, and follow forced connections. Some boards also need a short dead-end check; none need a what-if.

Inside this booklet

Page 2: every step of Level 1 explained. Pages 3-8: puzzles and a first-step hint for each. Pages 9-14: the answers, in the same order.

US Letter. For A4, choose Fit to page. Free to print and photocopy for personal, classroom and library use. Keep the source line when sharing a printed copy.

These are original Puppy Express levels. Click a level number in this PDF to play the same board online and ask for a hint.

Level 1: the complete first solve

Use the first 4×4 board on page 3. Read one step, mark it on the board, then look again. A row or column counts squares of track, including fixed pieces. The finished track is on page 9.

1. Column 1 needs 1 square of track and already has that many. The rest of column 1 stays empty.
2. Row 1, column 1 needs one more connection and only one side is still open. Use it.
3. Row 1 needs 2 squares of track and already has that many. The rest of row 1 stays empty.
4. Row 1, column 2 needs one more connection and only one side is still open. Use it.
5. Column 2 needs 2 squares of track and already has that many. The rest of column 2 stays empty.
6. Row 2, column 2 needs one more connection and only one side is still open. Use it.
7. Row 2 needs 2 squares of track and already has that many. The rest of row 2 stays empty.
8. Row 2, column 3 needs one more connection and only one side is still open. Use it.
9. Row 4 needs 2 squares of track and only that many are still open. They all get track.
10. Row 4, column 3 needs one more connection and only one side is still open. Use it.
11. Row 3, column 4 needs one more connection and only one side is still open. Use it.

Beginner Train Tracks - Puzzles

Use pencil. Answers for these two boards: page 9.

Puzzle 1: Level 1 (4×4)

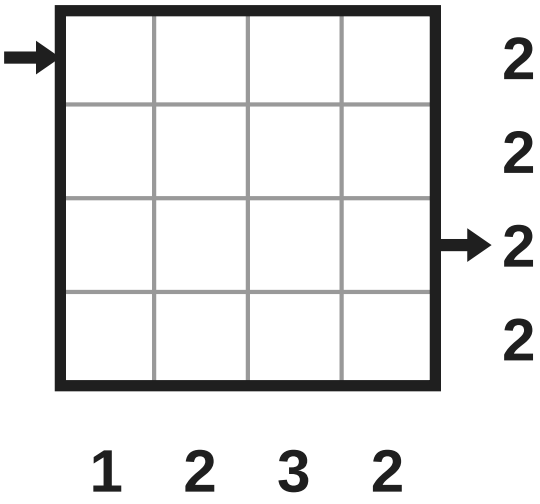

First step: This line is full

Column 1 needs 1 square of track and already has that many. The rest of column 1 stays empty.

Puzzle 2: Level 2 (4×4)

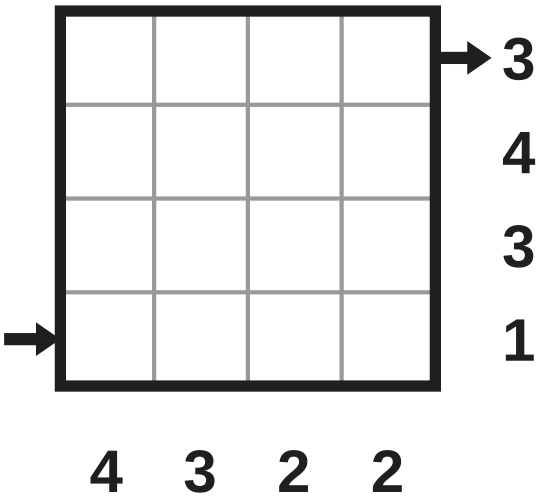

First step: Fill this line

Row 2 needs 4 squares of track and only that many are still open. They all get track.

Beginner Train Tracks - Puzzles

Use pencil. Answers for these two boards: page 10.

Puzzle 3: Level 3 (4×4)

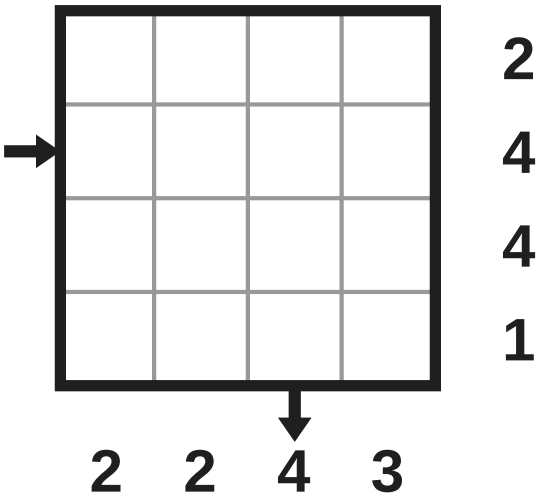

First step: Fill this line

Row 2 needs 4 squares of track and only that many are still open. They all get track.

Puzzle 4: Level 4 (5×5)

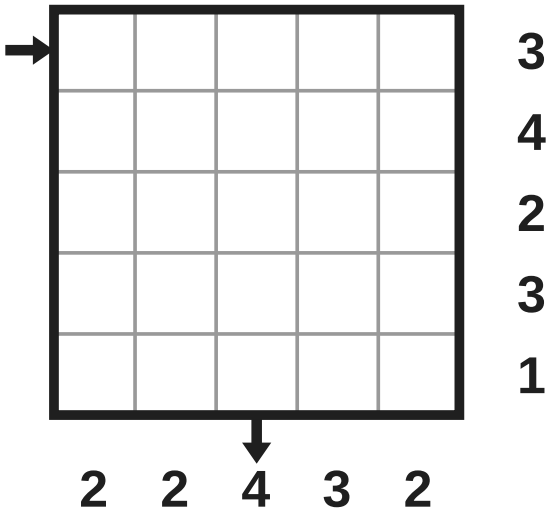

First step: This line is full

Row 5 needs 1 square of track and already has that many. The rest of row 5 stays empty.

Beginner Train Tracks - Puzzles

Use pencil. Answers for these two boards: page 11.

Puzzle 5: Level 5 (5×5)

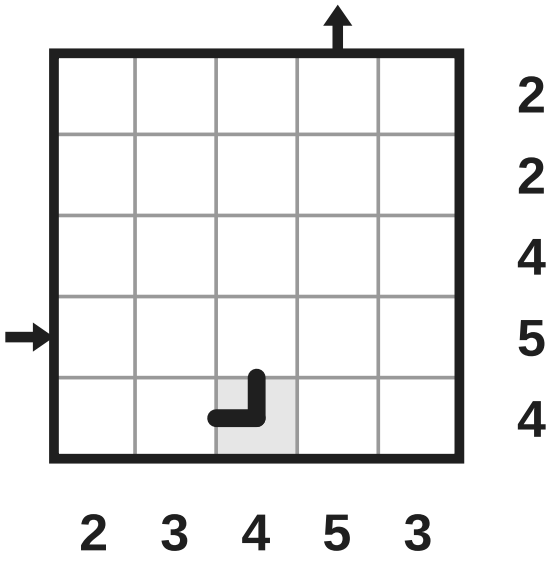

First step: Fill this line

Row 4 needs 5 squares of track and only that many are still open. They all get track.

Puzzle 6: Level 6 (5×5)

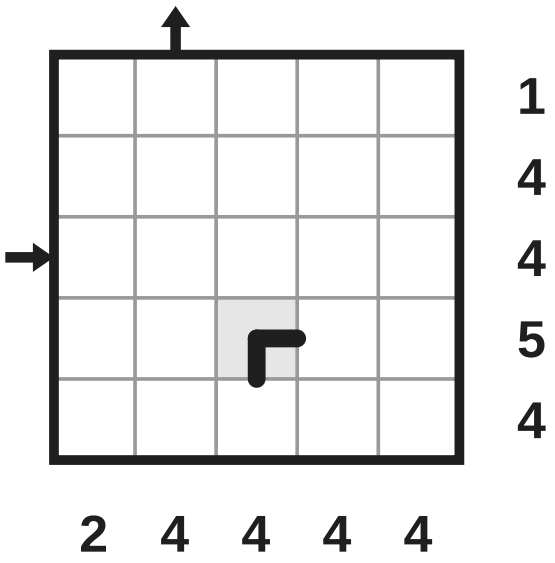

First step: This line is full

Row 1 needs 1 square of track and already has that many. The rest of row 1 stays empty.

Beginner Train Tracks - Puzzles

Use pencil. Answers for these two boards: page 12.

Puzzle 7: Level 7 (5×5)

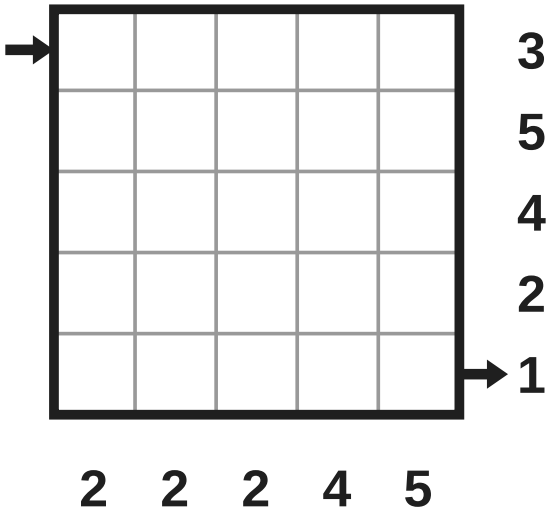

First step: Fill this line

Row 2 needs 5 squares of track and only that many are still open. They all get track.

Puzzle 8: Level 9 (5×5)

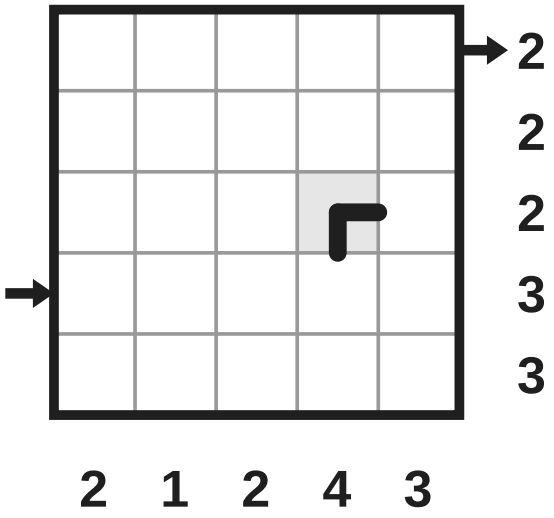

First step: This line is full

Row 3 needs 2 squares of track and already has that many. The rest of row 3 stays empty.

Beginner Train Tracks - Puzzles

Use pencil. Answers for these two boards: page 13.

Puzzle 9: Level 12 (5×5)

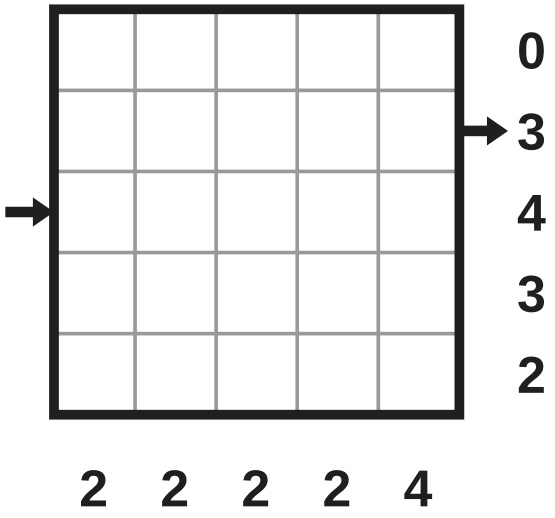

First step: This line is full

Row 1 needs 0 squares of track and already has that many. The rest of row 1 stays empty.

Puzzle 10: Level 16 (5×5)

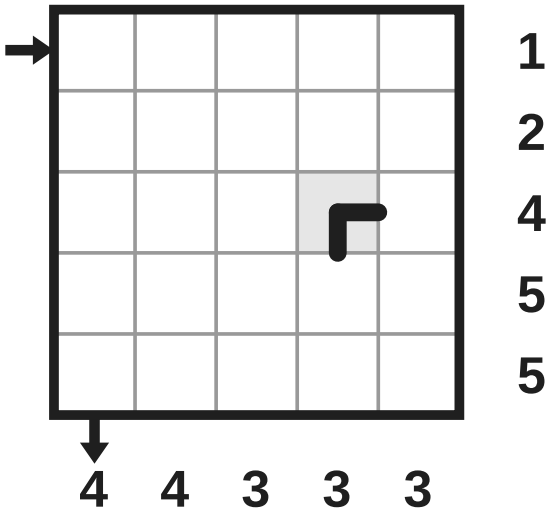

First step: This line is full

Row 1 needs 1 square of track and already has that many. The rest of row 1 stays empty.

Beginner Train Tracks - Puzzles

Use pencil. Answers for these two boards: page 14.

Puzzle 11: Level 17 (5×5)

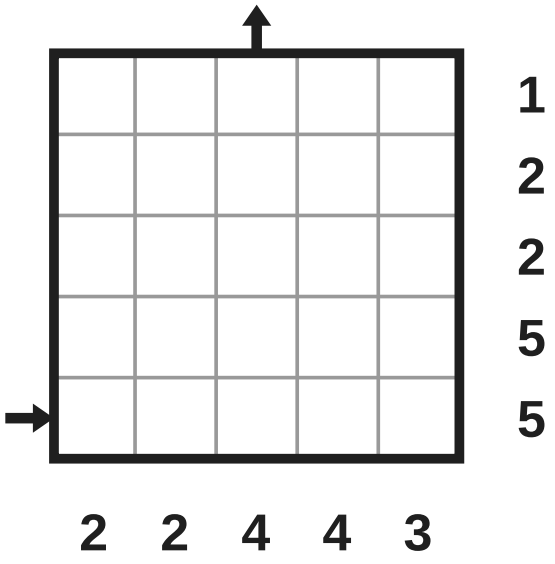

First step: This line is full

Row 1 needs 1 square of track and already has that many. The rest of row 1 stays empty.

Puzzle 12: Level 18 (5×5)

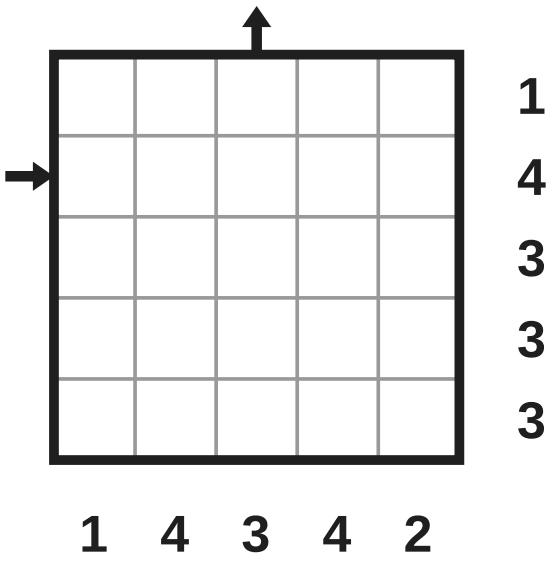

First step: This line is full

Row 1 needs 1 square of track and already has that many. The rest of row 1 stays empty.

Beginner Train Tracks - Answers

All track is shown. Every other square stays empty.

Puzzle 1: Level 1 (4×4)

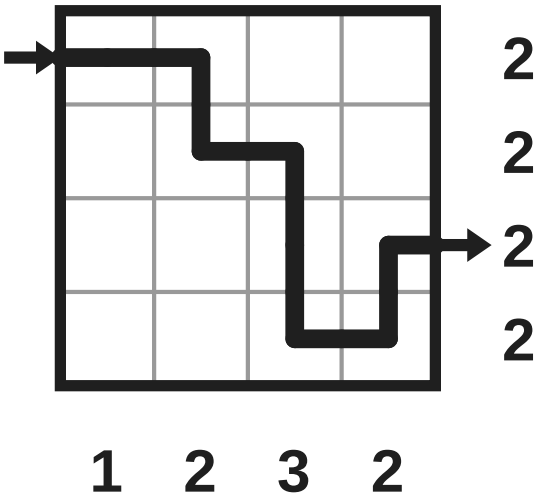

Puzzle 2: Level 2 (4×4)

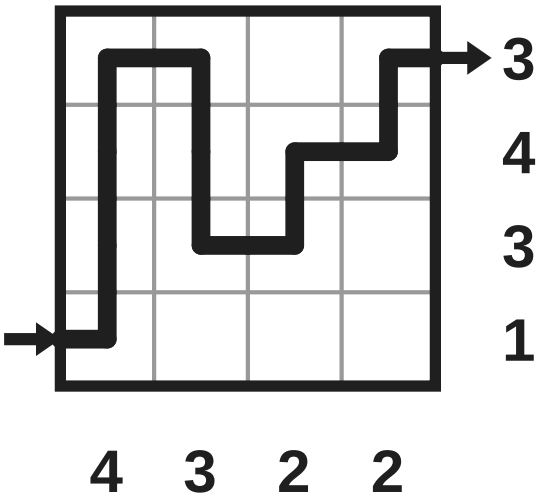

Beginner Train Tracks - Answers

All track is shown. Every other square stays empty.

Puzzle 3: Level 3 (4×4)

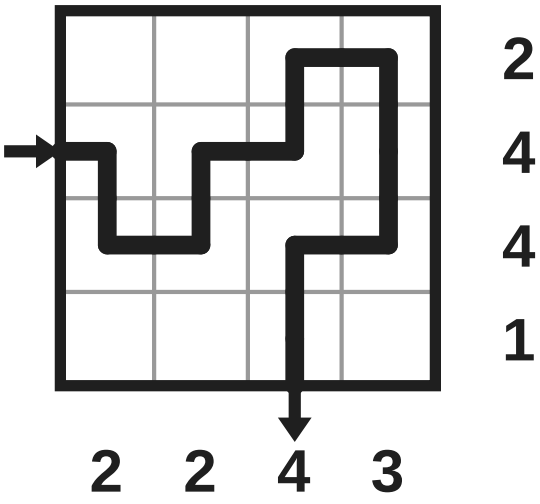

Puzzle 4: Level 4 (5×5)

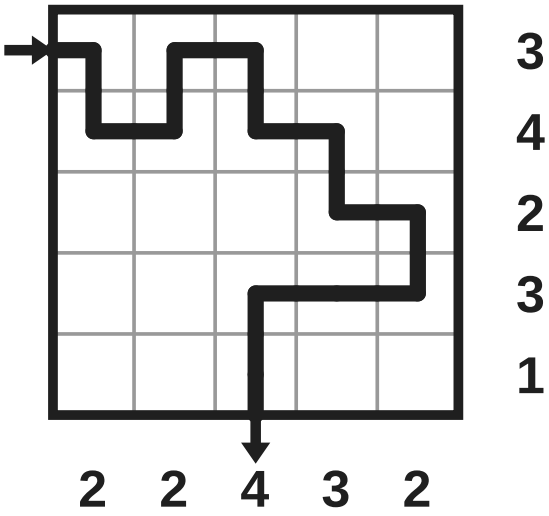

Beginner Train Tracks - Answers

All track is shown. Every other square stays empty.

Puzzle 5: Level 5 (5×5)

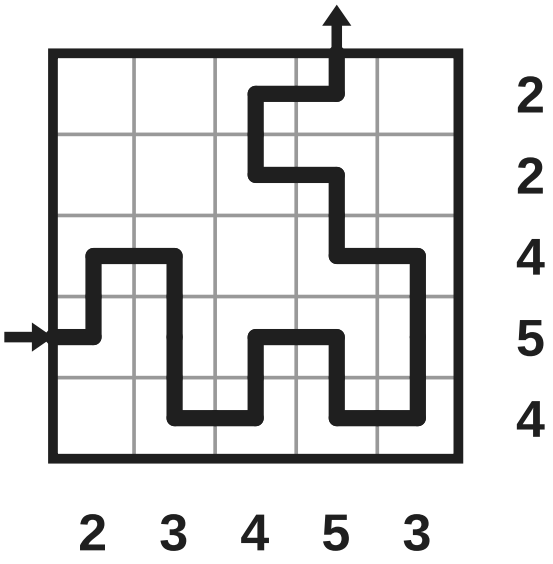

Puzzle 6: Level 6 (5×5)

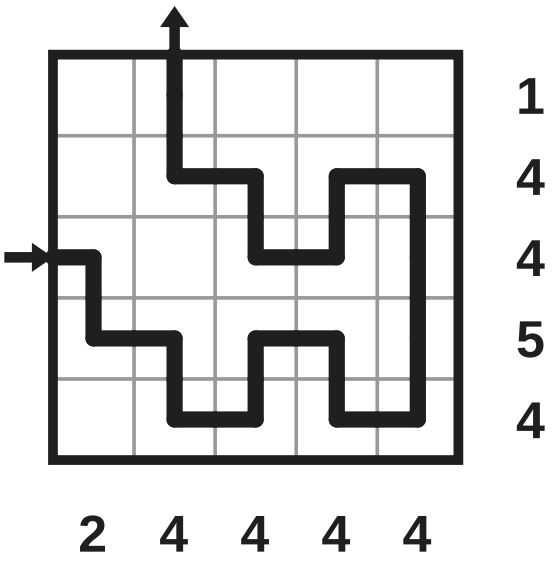

Beginner Train Tracks - Answers

All track is shown. Every other square stays empty.

Puzzle 7: Level 7 (5×5)

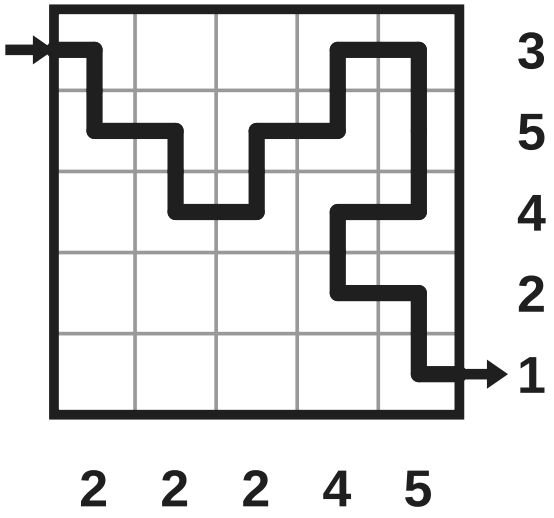

Puzzle 8: Level 9 (5×5)

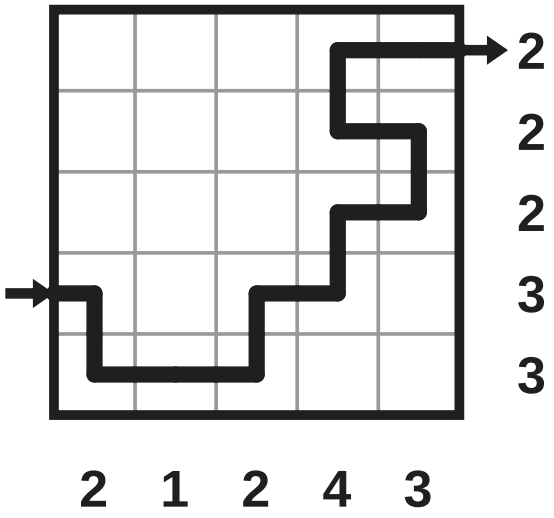

Beginner Train Tracks - Answers

All track is shown. Every other square stays empty.

Puzzle 9: Level 12 (5×5)

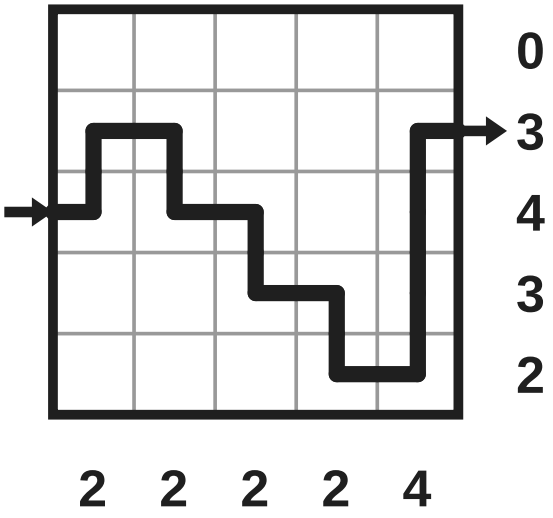

Puzzle 10: Level 16 (5×5)

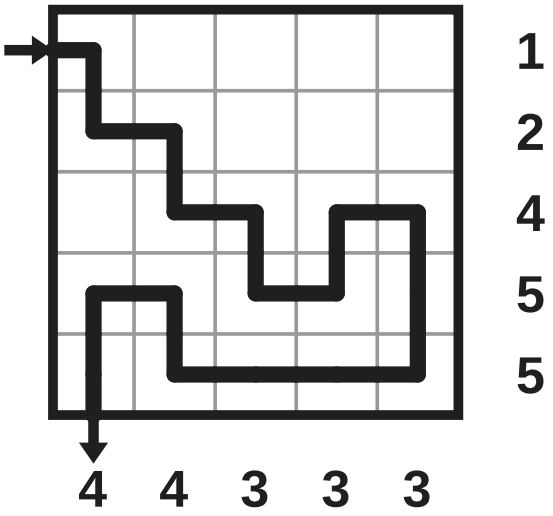

Beginner Train Tracks - Answers

All track is shown. Every other square stays empty.

Puzzle 11: Level 17 (5×5)

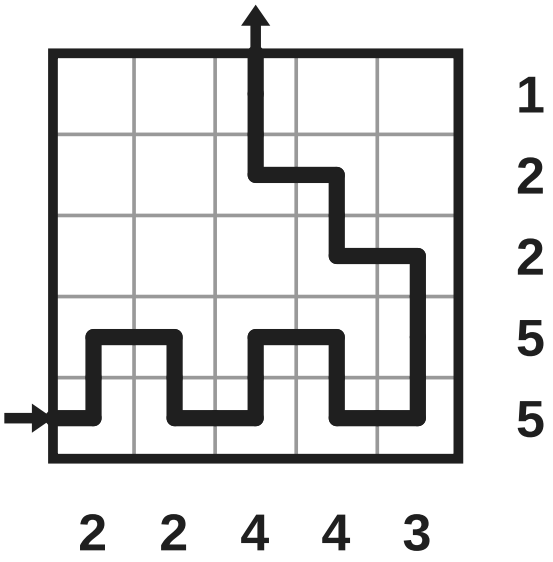

Puzzle 12: Level 18 (5×5)

